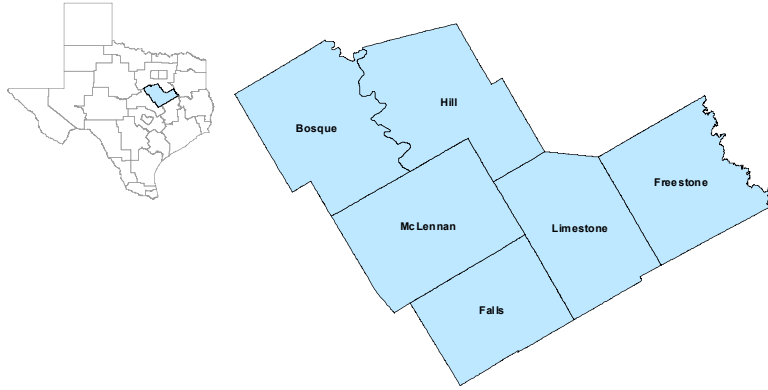


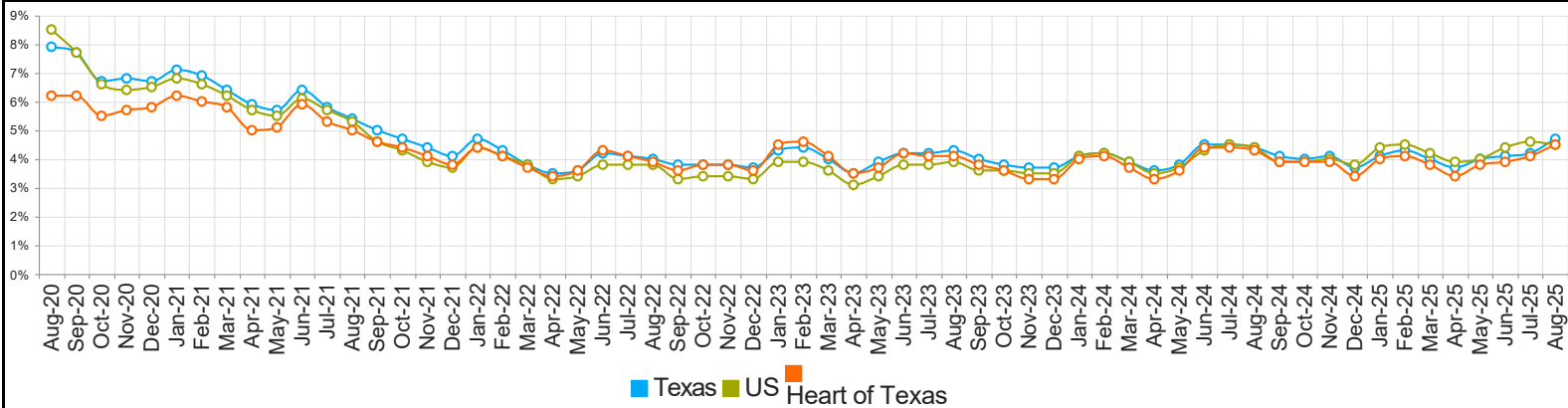
Heart of Texas Workforce Development Area



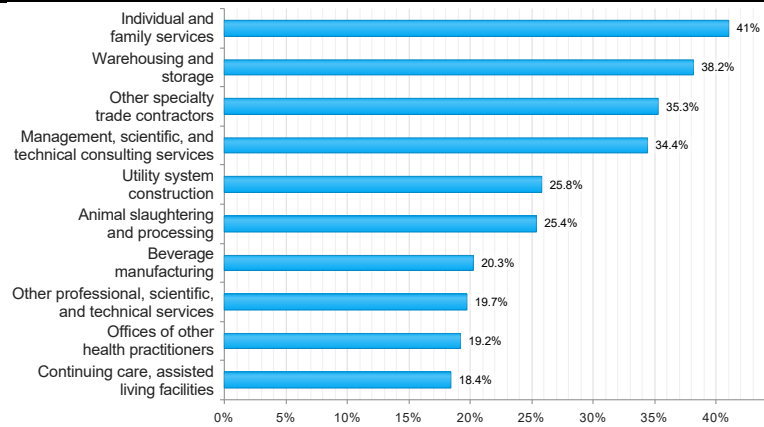
August 2025

WDA Labor Force Statistics				
	Aug-25	Jul-25	Aug-24	Yearly Change
Civilian Labor Force	186,265	185,699	182,551	3,714
Employed	177,921	178,115	174,756	3,165
Unemployed	8,344	7,584	7,795	549
Unemployment Rate	4.5%	4.1%	4.3%	0.2%
Texas Labor Force Statistics				
	Aug-25	Jul-25	Aug-24	Yearly Change
Civilian Labor Force	15,885,187	15,829,036	15,675,864	209,323
Employed	15,144,613	15,157,099	14,978,832	165,781
Unemployed	740,574	671,937	697,032	43,542
Unemployment Rate	4.7%	4.2%	4.4%	0.3%
US Labor Force Statistics				
	Aug-25	Jul-25	Aug-24	Yearly Change
Civilian Labor Force	171,035,000	171,646,000	168,763,000	2,272,000
Employed	163,288,000	163,799,000	161,348,000	1,940,000
Unemployed	7,747,000	7,847,000	7,415,000	332,000
Unemployment Rate	4.5%	4.6%	4.4%	0.1%
Continued Claims for the Week of the 12th				
	Aug-25	Jul-25	Aug-24	Yearly Change
WDA	1,149	1,308	1,051	98
Texas	137,964	151,993	124,660	13,304

Historical Unemployment Rates



Projected Top Ten Fastest Growing Industries in WDA (% Growth 2022-2032)



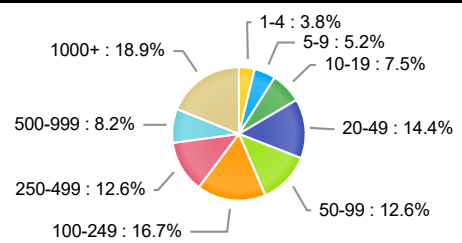
Average Weekly Wage (1st Quarter 2025)

	Q1 2025	Q4 2024	Q1 2024	Quarterly Change	Yearly Change
WDA	\$1,191	\$1,206	\$1,147	\$-15	\$44
Texas	\$1,587	\$1,488	\$1,539	\$99	\$48
US	\$1,589	\$1,506	\$1,526	\$83	\$63

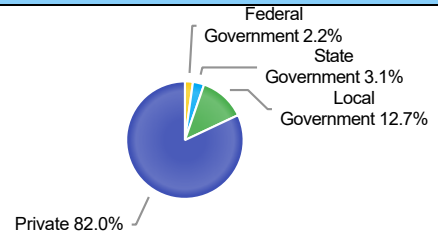
Employment by Industry (1st Quarter 2025, Percent Change)

Industry	Employment	% of Total	% Quarterly Change	% Yearly Change
Natural Resources and Mining	2,592	1.7%	0.2%	5.3%
Construction	11,045	7.2%	-2.9%	1.7%
Manufacturing	18,760	12.2%	-0.8%	-0.4%
Trade, Transportation and Utilities	29,740	19.4%	-3.1%	-0.7%
Information	1,083	0.7%	-1.6%	0.2%
Financial Activities	8,751	5.7%	-0.3%	5.6%
Professional and Business Services	13,122	8.5%	-8.9%	-7.2%
Education and Health Services	41,790	27.2%	-0.2%	2.2%
Leisure and Hospitality	16,315	10.6%	-3.2%	-0.3%
Other Services	3,392	2.2%	1.8%	6.4%
Public Administration	7,001	4.6%	-1.9%	0.2%

Employment by Size Class (1st Quarter 2025)



Employment by Ownership (1st Quarter 2025)



Employment by Industry (1st Quarter 2025)

