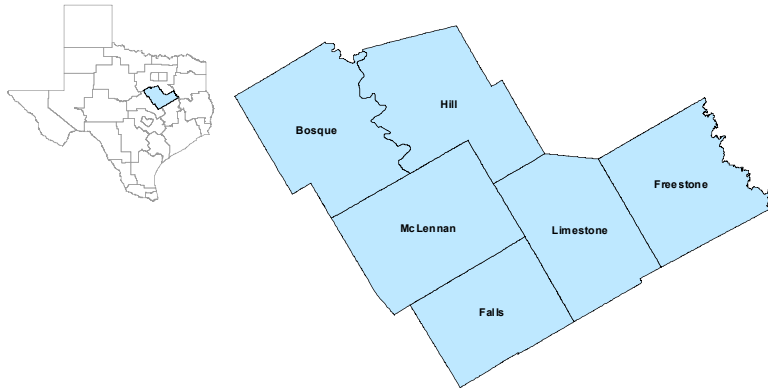


Heart of Texas Workforce Development Area

June 2025



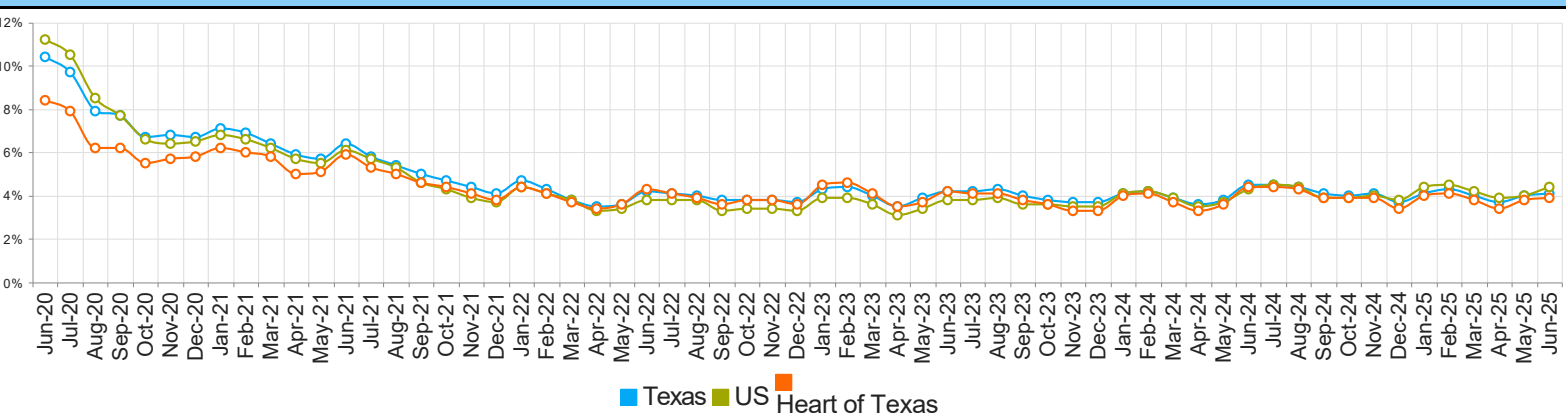
WDA Labor Force Statistics				
	Jun-25	May-25	Jun-24	Yearly Change
Civilian Labor Force	185,067	184,903	181,014	4,053
Employed	177,882	177,907	173,112	4,770
Unemployed	7,185	6,996	7,902	-717
Unemployment Rate	3.9%	3.8%	4.4%	-0.5%

Texas Labor Force Statistics				
	Jun-25	May-25	Jun-24	Yearly Change
Civilian Labor Force	15,844,159	15,825,723	15,637,330	206,829
Employed	15,199,591	15,193,879	14,941,356	258,235
Unemployed	644,568	631,844	695,974	-51,406
Unemployment Rate	4.1%	4.0%	4.5%	-0.4%

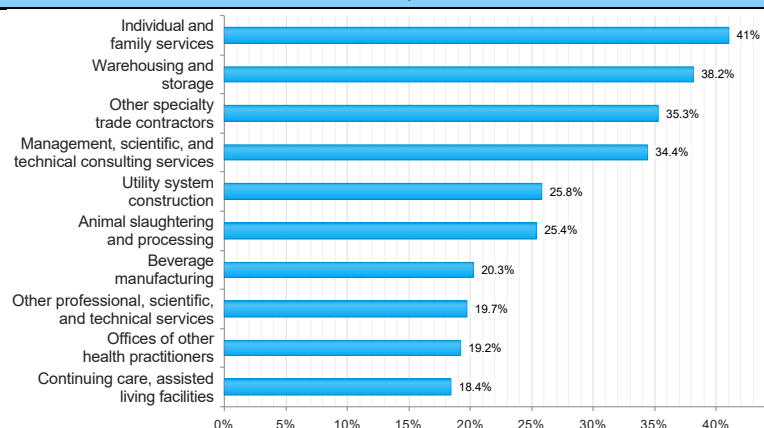
US Labor Force Statistics				
	Jun-25	May-25	Jun-24	Yearly Change
Civilian Labor Force	171,343,000	170,216,000	169,007,000	2,336,000
Employed	163,883,000	163,401,000	161,774,000	2,109,000
Unemployed	7,460,000	6,815,000	7,233,000	227,000
Unemployment Rate	4.4%	4.0%	4.3%	0.1%

Continued Claims for the Week of the 12th				
	Jun-25	May-25	Jun-24	Yearly Change
WDA	1,213	1,026	1,222	-9
Texas	142,807	132,513	131,065	11,742

Historical Unemployment Rates



Projected Top Ten Fastest Growing Industries in WDA (% Growth 2022-2032)



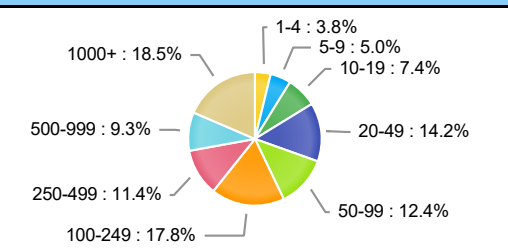
Average Weekly Wage (4th Quarter 2024)

	Q4 2024	Q3 2024	Q4 2023	Quarterly Change	Yearly Change
WDA	\$1,206	\$1,151	\$1,142	\$55	\$64
Texas	\$1,488	\$1,394	\$1,427	\$94	\$61
US	\$1,507	\$1,393	\$1,435	\$114	\$72

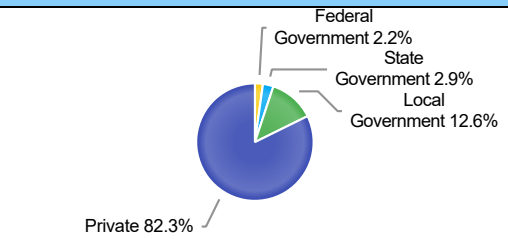
Employment by Industry (4th Quarter 2024, Percent Change)

Industry	Employment	% of Total	% Quarterly Change	% Yearly Change
Natural Resources and Mining	2,587	1.6%	4.5%	-3.0%
Construction	11,356	7.2%	0.4%	2.1%
Manufacturing	18,890	12.0%	-0.1%	0.1%
Trade, Transportation and Utilities	30,688	19.6%	1.1%	0.6%
Information	1,101	0.7%	3.6%	1.9%
Financial Activities	8,763	5.6%	2.6%	3.2%
Professional and Business Services	14,376	9.2%	0.9%	-4.1%
Education and Health Services	41,863	26.7%	3.7%	1.2%
Leisure and Hospitality	16,747	10.7%	-0.9%	2.5%
Other Services	3,326	2.1%	-0.7%	-0.4%
Public Administration	7,135	4.5%	0.7%	2.9%

Employment by Size Class (4th Quarter 2024)



Employment by Ownership (4th Quarter 2024)



Employment by Industry (4th Quarter 2024)

