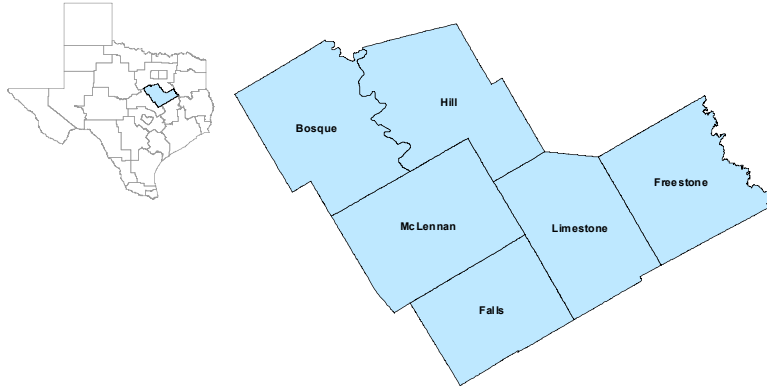


## Heart of Texas Workforce Development Area



May 2025

### WDA Labor Force Statistics

	May-25	Apr-25	May-24	Yearly Change
Civilian Labor Force	185,200	186,303	180,038	5,162
Employed	178,177	179,997	173,516	4,661
Unemployed	7,023	6,306	6,522	501
Unemployment Rate	3.8%	3.4%	3.6%	0.2%

### Texas Labor Force Statistics

	May-25	Apr-25	May-24	Yearly Change
Civilian Labor Force	15,826,370	15,922,902	15,501,676	324,694
Employed	15,194,230	15,334,895	14,913,510	280,720
Unemployed	632,140	588,007	588,166	43,974
Unemployment Rate	4.0%	3.7%	3.8%	0.2%

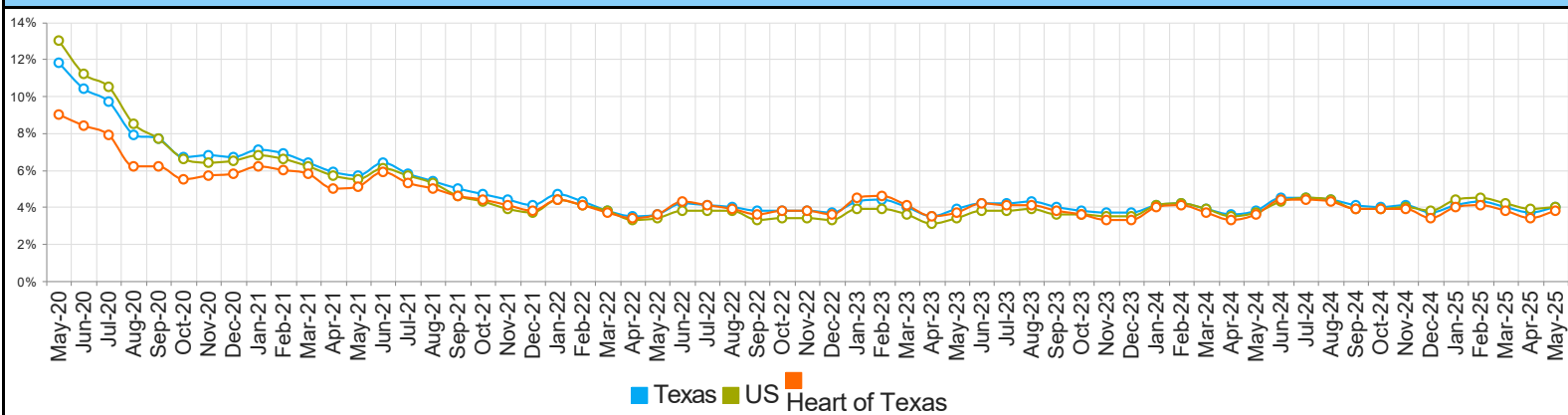
### US Labor Force Statistics

	May-25	Apr-25	May-24	Yearly Change
Civilian Labor Force	170,216,000	170,650,000	167,576,000	2,640,000
Employed	163,401,000	164,069,000	161,341,000	2,060,000
Unemployed	6,815,000	6,582,000	6,235,000	580,000
Unemployment Rate	4.0%	3.9%	3.7%	0.3%

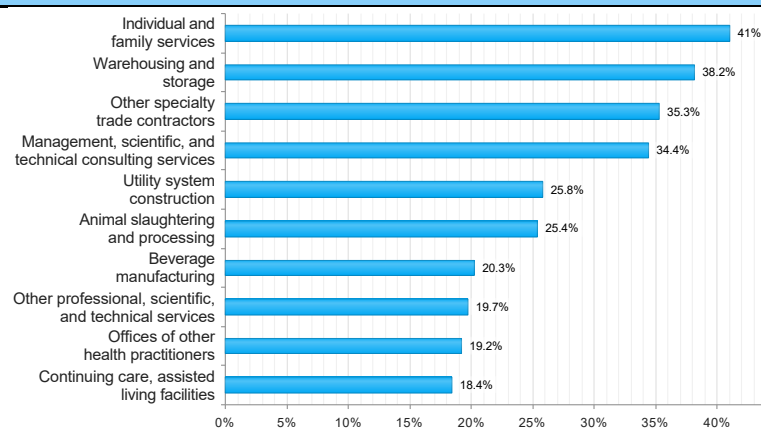
### Continued Claims for the Week of the 12th

	May-25	Apr-25	May-24	Yearly Change
WDA	987	975	1,058	-71
Texas	127,209	127,329	121,722	5,487

## Historical Unemployment Rates



## Projected Top Ten Fastest Growing Industries in WDA (% Growth 2022-2032)



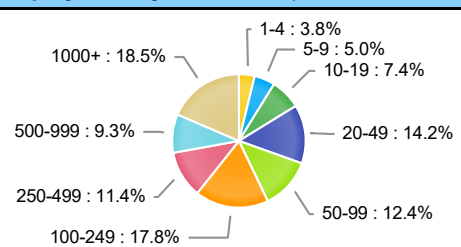
### Average Weekly Wage (4th Quarter 2024)

	Q4 2024	Q3 2024	Q4 2023	Quarterly Change	Yearly Change
WDA	\$1,206	\$1,151	\$1,142	\$55	\$64
Texas	\$1,488	\$1,394	\$1,427	\$94	\$61
US	\$1,507	\$1,393	\$1,435	\$114	\$72

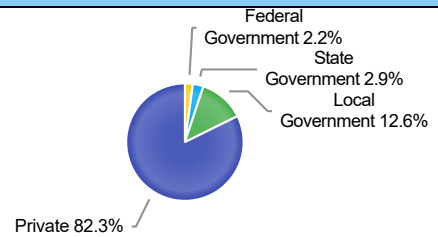
## Employment by Industry (4th Quarter 2024, Percent Change)

Industry	Employment	% of Total	% Quarterly Change	% Yearly Change
Natural Resources and Mining	2,587	1.6%	4.5%	-3.0%
Construction	11,356	7.2%	0.4%	2.1%
Manufacturing	18,890	12.0%	-0.1%	0.1%
Trade, Transportation and Utilities	30,688	19.6%	1.1%	0.6%
Information	1,101	0.7%	3.6%	1.9%
Financial Activities	8,763	5.6%	2.6%	3.2%
Professional and Business Services	14,376	9.2%	0.9%	-4.1%
Education and Health Services	41,863	26.7%	3.7%	1.2%
Leisure and Hospitality	16,747	10.7%	-0.9%	2.5%
Other Services	3,326	2.1%	-0.7%	-0.4%
Public Administration	7,135	4.5%	0.7%	2.9%

## Employment by Size Class (4th Quarter 2024)



## Employment by Ownership (4th Quarter 2024)



## Employment by Industry (4th Quarter 2024)

