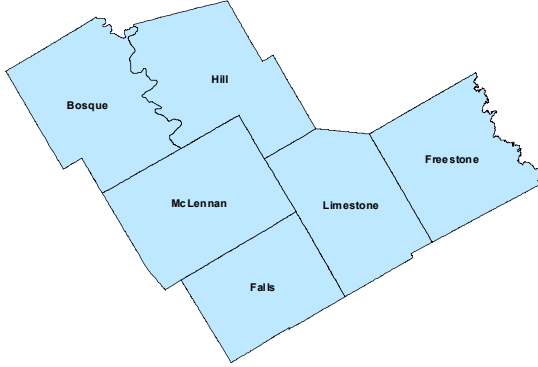


Heart of Texas Workforce Development Area

April 2025



WDA Labor Force Statistics

	Apr-25	Mar-25	Apr-24	Yearly Change
Civilian Labor Force	186,087	184,622	180,437	5,650
Employed	179,790	177,675	174,472	5,318
Unemployed	6,297	6,947	5,965	332
Unemployment Rate	3.4%	3.8%	3.3%	0.1%

Texas Labor Force Statistics

	Apr-25	Mar-25	Apr-24	Yearly Change
Civilian Labor Force	15,922,661	15,807,722	15,523,969	398,692
Employed	15,334,972	15,178,048	14,972,359	362,613
Unemployed	587,689	629,674	551,610	36,079
Unemployment Rate	3.7%	4.0%	3.6%	0.1%

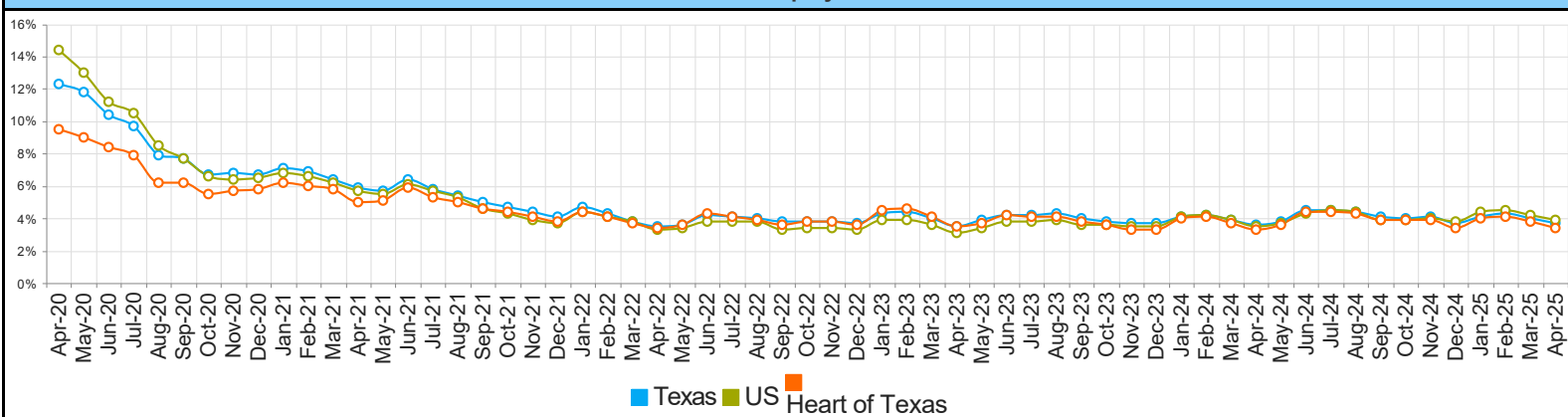
US Labor Force Statistics

	Apr-25	Mar-25	Apr-24	Yearly Change
Civilian Labor Force	170,622,000	170,653,000	167,484,000	3,138,000
Employed	164,043,000	163,412,000	161,590,000	2,453,000
Unemployed	6,580,000	7,242,000	5,894,000	686,000
Unemployment Rate	3.9%	4.2%	3.5%	0.4%

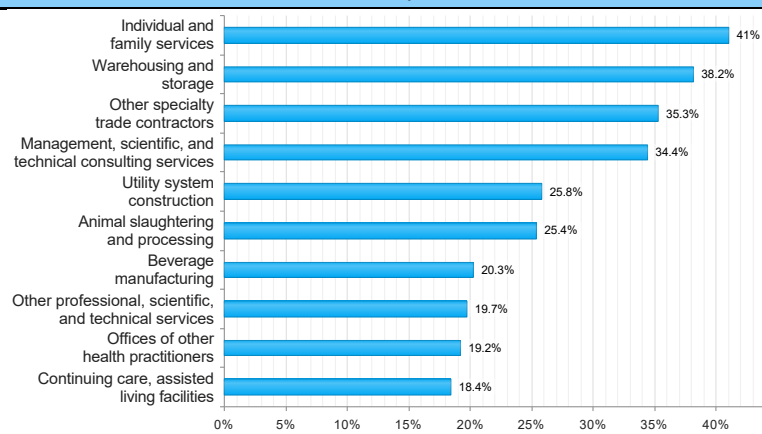
Continued Claims for the Week of the 12th

	Apr-25	Mar-25	Apr-24	Yearly Change
WDA	960	1,032	993	-33
Texas	125,993	125,766	117,960	8,033

Historical Unemployment Rates



Projected Top Ten Fastest Growing Industries in WDA (% Growth 2022-2032)



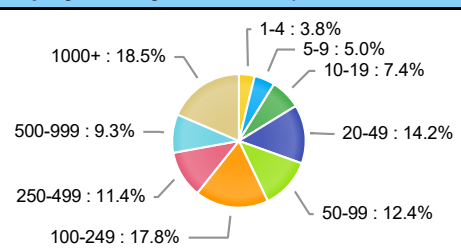
Average Weekly Wage (4th Quarter 2024)

	Q4 2024	Q3 2024	Q4 2023	Quarterly Change	Yearly Change
WDA	\$1,206	\$1,151	\$1,142	\$55	\$64
Texas	\$1,488	\$1,394	\$1,427	\$94	\$61
US	N/A	\$1,394	\$1,435	N/A	N/A

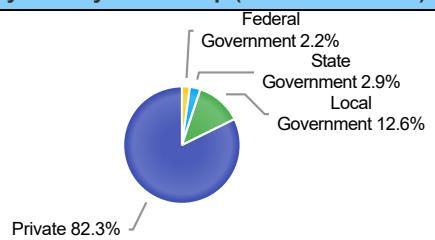
Employment by Industry (4th Quarter 2024, Percent Change)

Industry	Employment	% of Total	% Quarterly Change	% Yearly Change
Natural Resources and Mining	2,587	1.6%	4.5%	-3.0%
Construction	11,356	7.2%	0.4%	2.1%
Manufacturing	18,890	12.0%	-0.1%	0.1%
Trade, Transportation and Utilities	30,688	19.6%	1.1%	0.6%
Information	1,101	0.7%	3.6%	1.9%
Financial Activities	8,763	5.6%	2.6%	3.2%
Professional and Business Services	14,376	9.2%	0.9%	-4.1%
Education and Health Services	41,863	26.7%	3.7%	1.2%
Leisure and Hospitality	16,747	10.7%	-0.9%	2.5%
Other Services	3,326	2.1%	-0.7%	-0.4%
Public Administration	7,135	4.5%	0.7%	2.9%

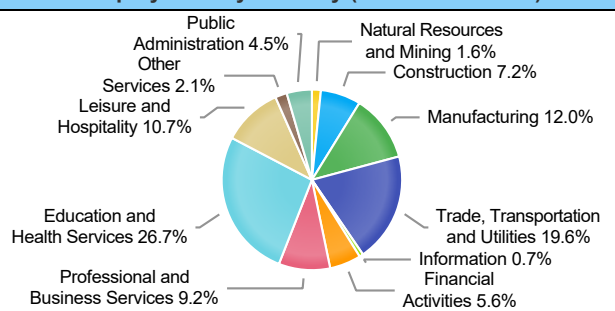
Employment by Size Class (4th Quarter 2024)



Employment by Ownership (4th Quarter 2024)



Employment by Industry (4th Quarter 2024)



*The average weekly wage for U.S. for the latest quarter is not available. It will be updated shortly.