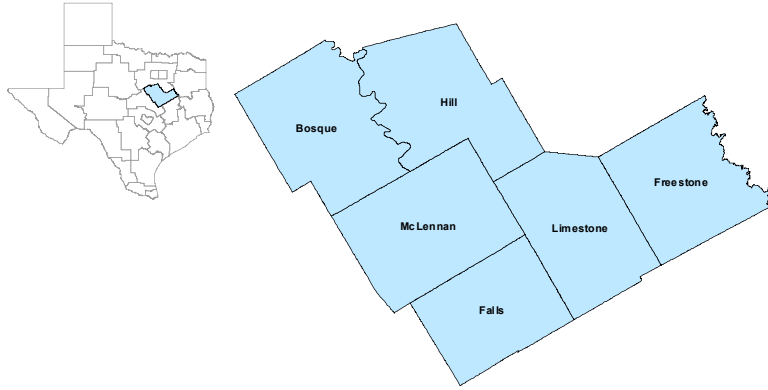


Heart of Texas Workforce Development Area

March 2025



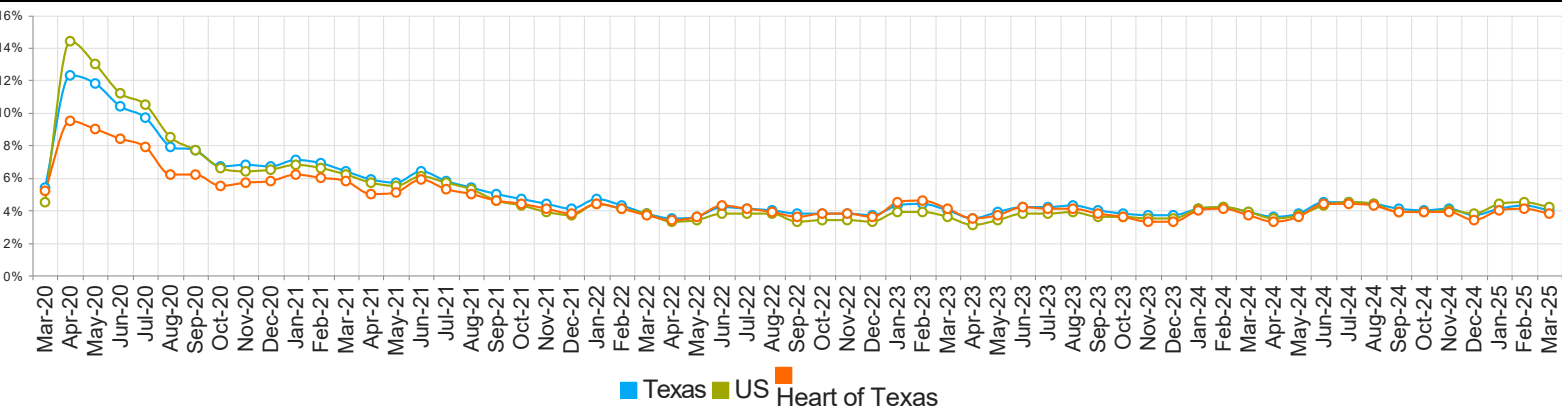
WDA Labor Force Statistics				
	Mar-25	Feb-25	Mar-24	Yearly Change
Civilian Labor Force	184,542	185,122	180,020	4,522
Employed	177,591	177,526	173,367	4,224
Unemployed	6,951	7,596	6,653	298
Unemployment Rate	3.8%	4.1%	3.7%	0.1%

Texas Labor Force Statistics				
	Mar-25	Feb-25	Mar-24	Yearly Change
Civilian Labor Force	15,807,696	15,839,371	15,512,671	295,025
Employed	15,177,754	15,162,847	14,903,001	274,753
Unemployed	629,942	676,524	609,670	20,272
Unemployment Rate	4.0%	4.3%	3.9%	0.1%

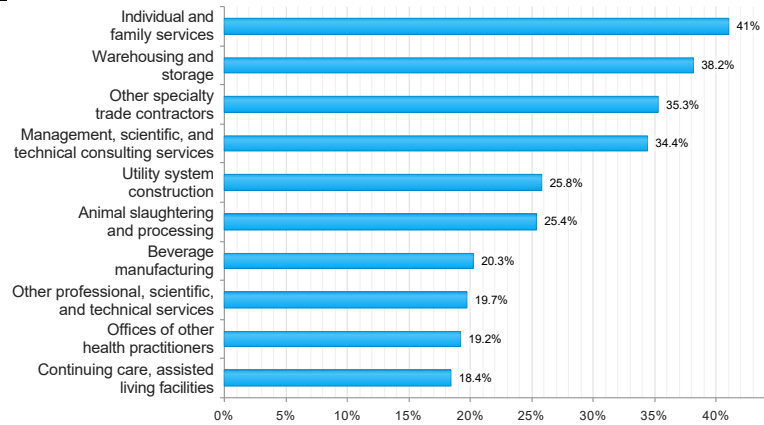
US Labor Force Statistics				
	Mar-25	Feb-25	Mar-24	Yearly Change
Civilian Labor Force	170,653,000	170,116,000	167,960,000	2,693,000
Employed	163,412,000	162,544,000	161,356,000	2,056,000
Unemployed	7,242,000	7,572,000	6,604,000	638,000
Unemployment Rate	4.2%	4.5%	3.9%	0.3%

Continued Claims for the Week of the 12th				
	Mar-25	Feb-25	Mar-24	Yearly Change
WDA	1,017	967	1,018	-1
Texas	124,335	120,048	122,927	1,408

Historical Unemployment Rates



Projected Top Ten Fastest Growing Industries in WDA (% Growth 2022-2032)



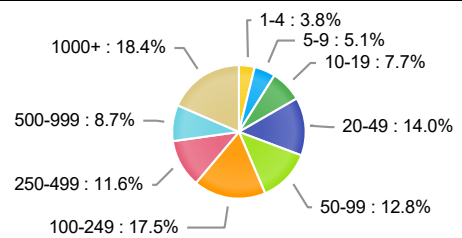
Average Weekly Wage (3rd Quarter 2024)

	Q3 2024	Q2 2024	Q3 2023	Quarterly Change	Yearly Change
WDA	\$1,150	\$1,106	\$1,079	\$44	\$71
Texas	\$1,396	\$1,381	\$1,335	\$15	\$61
US	\$1,394	\$1,390	\$1,334	\$4	\$60

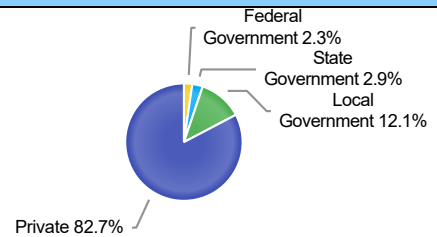
Employment by Industry (3rd Quarter 2024, Percent Change)

Industry	Employment	% of Total	% Quarterly Change	% Yearly Change
Natural Resources and Mining	2,478	1.6%	-1.0%	-5.9%
Construction	11,123	7.2%	-0.5%	4.6%
Manufacturing	18,892	12.2%	0.5%	1.8%
Trade, Transportation and Utilities	30,420	19.7%	0.0%	0.7%
Information	1,065	0.7%	-0.8%	-2.9%
Financial Activities	8,539	5.5%	1.8%	0.8%
Professional and Business Services	14,271	9.3%	1.5%	-3.3%
Education and Health Services	40,358	26.2%	-1.0%	0.2%
Leisure and Hospitality	16,725	10.8%	-2.5%	2.7%
Other Services	3,332	2.2%	4.5%	-1.6%
Public Administration	7,062	4.6%	0.5%	2.4%

Employment by Size Class (3rd Quarter 2024)



Employment by Ownership (3rd Quarter 2024)



Employment by Industry (3rd Quarter 2024)

