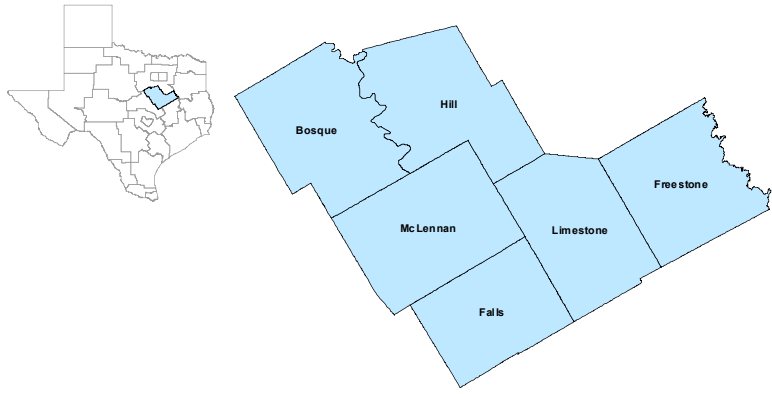


Heart of Texas Workforce Development Area



December 2022

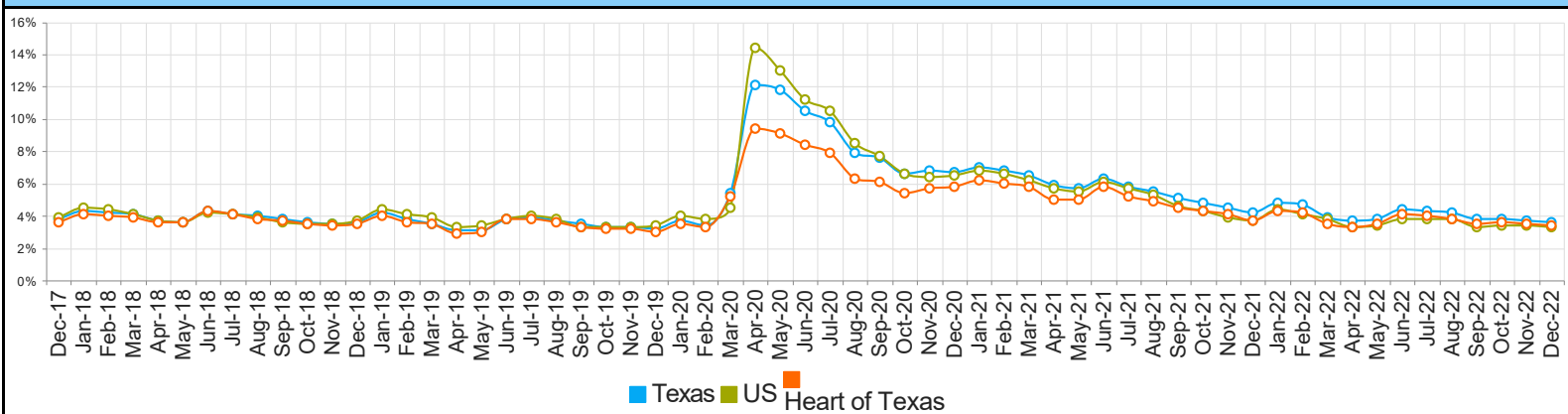
WDA Labor Force Statistics				
	Dec-22	Nov-22	Dec-21	Yearly Change
Civilian Labor Force	172,427	172,185	170,203	2,224
Employed	166,524	166,085	163,901	2,623
Unemployed	5,903	6,100	6,302	-399
Unemployment Rate	3.4%	3.5%	3.7%	-0.3%

Texas Labor Force Statistics				
	Dec-22	Nov-22	Dec-21	Yearly Change
Civilian Labor Force	14,720,000	14,704,057	14,369,567	350,433
Employed	14,189,378	14,160,174	13,761,548	427,830
Unemployed	530,622	543,883	608,019	-77,397
Unemployment Rate	3.6%	3.7%	4.2%	-0.6%

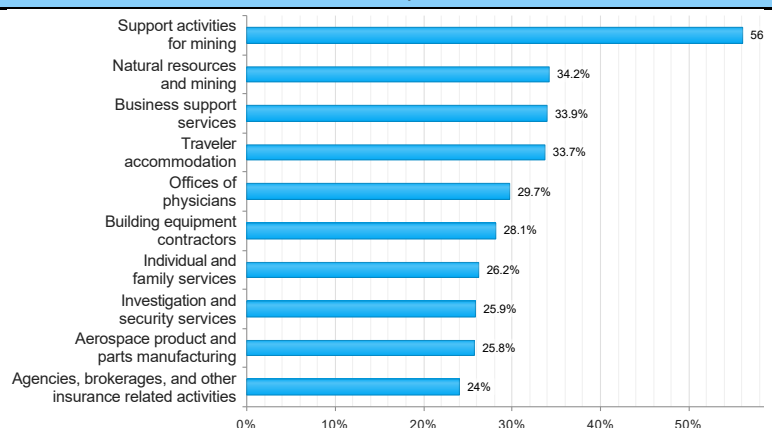
US Labor Force Statistics				
	Dec-22	Nov-22	Dec-21	Yearly Change
Civilian Labor Force	164,224,000	164,272,000	161,696,000	2,528,000
Employed	158,872,000	158,749,000	155,732,000	3,140,000
Unemployed	5,352,000	5,523,000	5,964,000	-612,000
Unemployment Rate	3.3%	3.4%	3.7%	-0.4%

Continued Claims for the Week of the 12th				
	Dec-22	Nov-22	Dec-21	Yearly Change
WDA	853	705	689	164
Texas	88,368	80,935	81,952	6,416

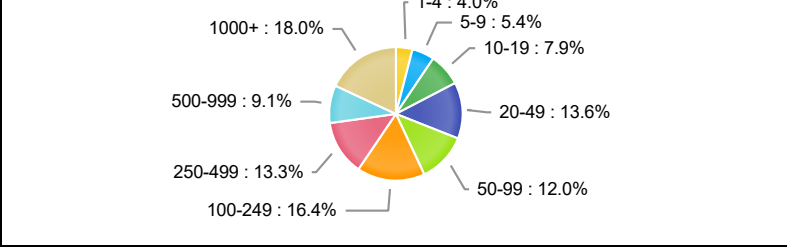
Historical Unemployment Rates



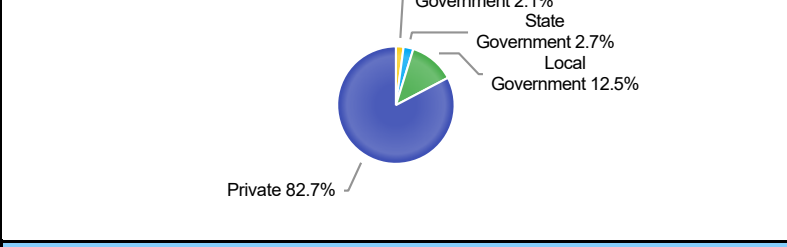
Projected Top Ten Fastest Growing Industries in WDA (% Growth 2020-2030)



Employment by Size Class (2nd Quarter 2022)



Employment by Ownership (2nd Quarter 2022)



Average Weekly Wage (2nd Quarter 2022)

	Q2 2022	Q1 2022	Q2 2021	Quarterly Change	Yearly Change
WDA	\$1,010	\$981	\$948	\$29	\$62
Texas	\$1,284	\$1,368	\$1,210	-\$84	\$74
US	\$1,294	\$1,374	\$1,241	-\$80	\$53

Employment by Industry (2nd Quarter 2022, Percent Change)

Industry	Employment	% of Total	% Quarterly Change	% Yearly Change
Natural Resources and Mining	2,237	1.5%	1.1%	1.6%
Construction	9,857	6.6%	1.9%	-0.6%
Manufacturing	18,461	12.4%	2.4%	8.2%
Trade, Transportation and Utilities	29,915	20.0%	1.5%	6.9%
Information	1,166	0.8%	-0.4%	13.2%
Financial Activities	7,999	5.4%	1.1%	3.3%
Professional and Business Services	13,653	9.1%	-2.4%	1.6%
Education and Health Services	40,824	27.3%	-1.2%	2.2%
Leisure and Hospitality	15,361	10.3%	1.8%	2.3%
Other Services	3,352	2.2%	3.6%	1.9%
Public Administration	6,502	4.4%	1.1%	-0.3%

Employment by Industry (2nd Quarter 2022)

